



A COMPLETE GUIDE

# TYPES OF DOORS

BY [DEFINECIVIL.COM](https://www.definecivil.com)



# TABLE OF CONTENTS

## Our Discussion Points

---

WHAT IS A DOOR?


TYPES OF DOORS BASED ON WORKING OPERATION

TYPES OF DOORS BASED ON METHODS OF MANUFACTURING

TYPES OF DOORS BASED ON MATERIALS







## DOORS ARE IMPORTANT IN OUR LIVES

A door is indeed an access barrier that is built into a wall space to allow access to the interior of a building's room.





BY DEFINECIVIL.COM

HINGED DOOR







# HINGED DOORS

**The most common door type is a hinged door.**

---

One of the biggest pro is that the hinges used are inexpensive and require minimum maintenance. However, these type of door takes precious space to swing in out.



BY DEFINECIVIL.COM



SWING DOOR





# SWING DOORS

**Swing doors are the same as hinged doors but here the hinge can be rotated in either direction.**

---

So, the shutter is fixed to the frame with double action spring hinges which enables the movement on either side. So, a slight force will open the door while the spring action in the hinge brings the shutter to a closed position.



BY DEFINECIVIL.COM



REVOLVING DOORS





# REVOLVING DOORS

**A revolving door has a central shaft with four wings that hang on it.**

---

. The central shaft is fitted with a ball bearing arrangement at the bottom which allows the shutters to move without any jerk and making noise. The radiating shutters may be fully paneled fully glazed or partly glazed.



BY DEFINECIVIL.COM



SLIDING DOORS





# SLIDING DOORS

**These doors are generally used where there is a place constraint for the swing of a hinged door or for aesthetic purposes.**

---

The door is hung by two trolley hangers at the top of the door, running in a concealed track. While at the bottom, rollers are provided to slide the shutter in the channel track. To ease movement, plastic rollers are fixed at top bottom. A sensor can also be attached at the top for the door to automatically open close during the movement of people.



BY DEFINECIVIL.COM

FOLDABLE DOOR







# FOLDABLE DOOR

**A folding door is a type of door which opens by folding back in sections or so-called panels.**

---

These strips/creases are hanged from the top and run on a track. They save space as they do not swing out in. They are preferable when the additional width is not available for installing a sliding door however like sliding doors, foldable doors provide poor insulation.



BY DEFINECIVIL.COM



COLLAPSIBLE DOORS





# COLLAPSIBLE DOORS

**Collapsible doors are made of vertical double channels 20 x 100 x 2 mm joined together with hollows on the inside to create an artificial gap.**

---

These channels are spaced at 100 mm to 200 mm apart and braced with diagonal iron flats which allow the shutter to open close giving an appearance of a steel curtain. The shutter operates within two rails, one fixed to the floor, and the other at the lintel.



BY DEFINECIVIL.COM

ROLLING SHUTTER







# ROLLING SHUTTER

**These shutters are generally used for shops, go-downs.**

---

The shutter acts as a curtain thus preventing protection against fire, theft, wind, and hails. The shutter is made of steel slabs, called Lars or slates, which are around 1.25 cm thick. They're coiled upon a specially designed pipe shaft called drum mounted at the top.



BY DEFINECIVIL.COM



LEGGED AND BATTENED DOORS





# LEGGED AND BATTENED DOORS

**Type these doors consist of vertical boards called battens, which are nailed or screwed to horizontal members called ledges.**


---

The battens are generally 15 to 18 cm wide and 2 to 3 cm thick narrow. Batten doors have a better appearance. A battened and ledged door is one for which braces are added to prevent sagging. These braces must slope upwards from the hinge edge of the door as they are generally housed with a skew notch into the ledges



BY DEFINECIVIL.COM

LEGGED AND BATTENED BRACED DOORS





BY DEFINECIVIL.COM

GLAZED DOORS





BY DEFINECIVIL.COM



LOUVERED DOORS





# LOUVERED DOORS

**In this door the panels are replaced by a series of louvers permitting air ventilation but guarantee privacy to those within.**

---

When the door is closed, the louvers allow for natural ventilation while also providing privacy in the room. These are commonly found in both household and public restrooms. The door may be completely or partially louvered.



BY DEFINECIVIL.COM

LOUVERED DOORS





BY DEFINECIVIL.COM




FLUSH DOORS



BY DEFINECIVIL.COM



WOODEN DOORS





BY DEFINECIVIL.COM

ALUMINUM DOORS






BY DEFINECIVIL.COM

GLASS DOORS







# Find Us Online



**DEFINECIVIL.  
COM**

---

DEFINECIVIL@GMAIL  
COM



**FACEBOOK**

---

FACEBOOK.COM/DEF  
INECIVILFB



**TWITTER**

---

TWITTER.COM/DEFIN  
ECIVILTW